



September 5, 2018



Student Success ... aligned, accelerated

A statewide organization that supports Wisconsin's 16 technical colleges in developing student-centered pathways and increasing student completion rates.

2018 Student Success Summit

The 2018 WTCS Student Success Summit, held at Madison College in July, was well-attended by those within our Statewide Network and by national partners: Achieving the Dream, Great Lakes Higher Education Corporation and Jobs For The Future.

Special support was provided by our presenters and keynote speakers:

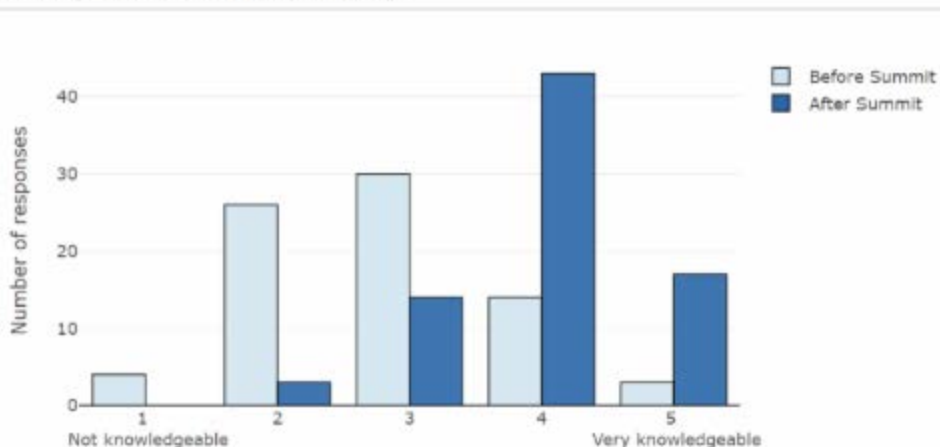
- Dr. Mei-Yen Ireland, Director of Integrated Student Support Strategies, Achieving the Dream;
- Shauna Davis, Holistic Student Supports Coach, Achieving the Dream;
- Dr. Colleen McCabe, WTCS Vice President & Provost; and
- Dr. Morna K. Foy, WTCS President.

This year's Summit focused on transformational change, holistic student support strategies, the use of data for equity in student success and the System-wide progression of Domains 2 and 3.

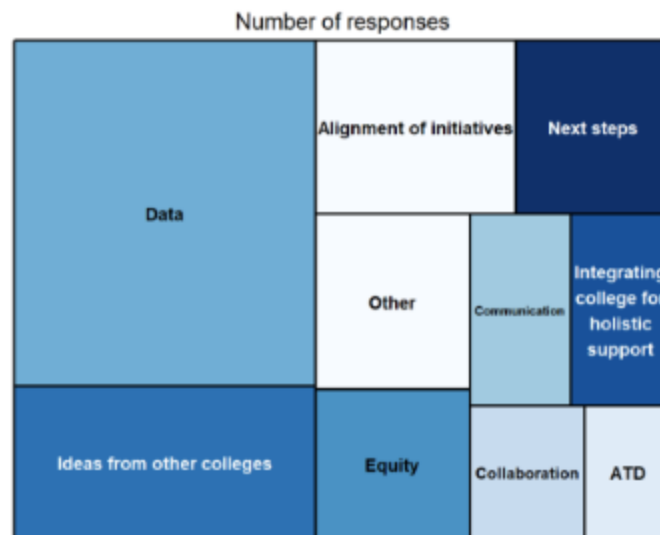
The WTCS team received post-Summit feedback indicating that many attendees valued the opportunity to learn about current activities occurring throughout the System, and to identify other colleges whose goals align with their own.

Additional survey feedback is reflected here:

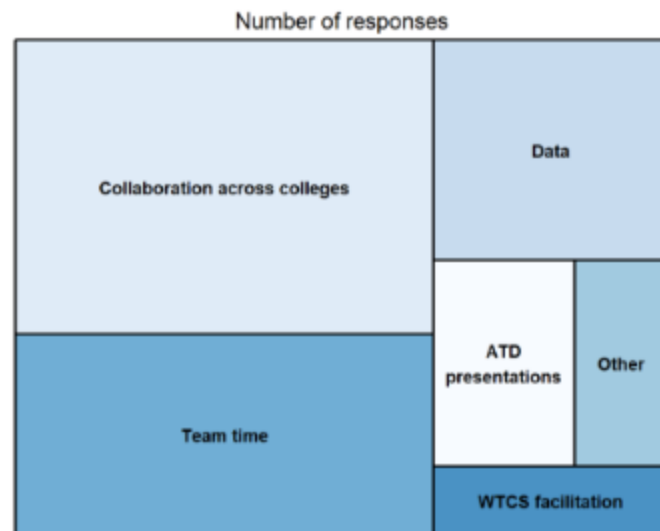
Knowledge of holistic student support redesign:



What will you take back to your college from the Summit?



What was of most value from the Summit?



Promising Practices Mini-Grant Opportunity

The WTCS Student Success Center recently announced a mini-grant opportunity for colleges to focus on promising practices for student success within the institution.

During the first week of September, the WTCS Grants Office will send an invitation to each college president with a copy provided to the college's Student Success Center Liaison, ISA, SSA, the IR team, and the grants office contact. While the amount of these grants is nominal (\$3,625), the outcomes may be of significant value to the colleges as the grants focus on current best practices and documentation of them.

Promising Practices Mini-Grant Highlights:

- Colleges expressed interest in learning from each other as well as national experts. WTCS colleges have much to contribute to the body of knowledge regarding student success strategies in two-year colleges. The WTCS Student Success Center will create a repository of best practices that support student success.
- Deliverables include completion of one 'Promising Practices template' for each practice the college would like to submit (3 maximum).
- \$58,000 is available, with an initial amount of \$3,625 per college to create the first templates for this repository. If all colleges do not participate in the grant opportunity, additional funds will be made available to those that do.
- A Final Report cover page and one completed template per best practice are due by March 15, 2019. The Final SFR will be due April 1, 2019.

By participating in this mini-grant opportunity, a college will receive funding to document best practices. In doing so, the college will contribute to a System-wide repository of best practices and develop materials that may assist staff when presenting at state and national conferences and other forums, as well as when sharing information with other college staff, Board members and external stakeholders.

Data: Equity in Student Success, Early Momentum Indicators

To meet colleges' continuing need for data resources, the WTCS Research Team developed the College-wide Student Success Dashboard in Tableau.

The dashboard offers a high-level summary of key performance indicators for System- and college-wide student performance measures - such as fall to spring retention, GPA, credit momentum - that research has identified as being highly correlated with student program completion.

The dashboard allows users to explore the Early Momentum Indicators for first-time college students, presented at the 2018 Student Success Summit, which allow for quicker assessment of institutional reform effectiveness by measuring the performance of first-year students. The dashboard has many applications and the increased focus on student performance will enhance colleges' ability to identify equity gaps in student achievement and implement changes that promote successful outcomes for all students.

Training resources are now available on the [Tableau Dashboards](#) resource page on myWTCS. Here you may access user manuals for the Program Performance and College-wide Student Success Dashboards as well as additional resources focused on the process of effective data use and analysis.

The screenshot displays the 'Student Success Landing Page' with a navigation menu at the top. The main content area is divided into two columns. The left column features a map of Wisconsin with various regions labeled, such as Wisconsin Southeast, Western Area, Upper Midwest, and Central Area. The right column contains a list of dashboard metrics, each with a brief description:

- Program Completion:** The Program Completion page provides a cohort assessment of how program students who complete any WTCS-approved credential within a number of years.
- 2.0 GPA or Greater:** The 2.0 GPA or Greater page provides a system-wide overview of the percent of students enrolled in post-secondary courses who have a cumulative GPA of 2.0 or greater within the academic year.
- Fail To Spring Retention:** The Fail To Spring Retention page provides a system-wide analysis of the percent of students retained in post-secondary courses from the fall to spring semester or who complete a WTCS-approved credential within the academic year.
- General Education Course Completion:** The General Education Course Completion page provides an assessment of system-wide General Education successful course completion. Successful course completion is defined as completing with a C grade or better or a PP grade in general courses.
- New Program Student Post-Secondary Credit Completion:** The New Program Student Post-Secondary Credit Completion page provides an assessment of the percent of new program students who have successfully completed post-secondary credits during their first year. Post-secondary credit successful completion is defined as completing with a C grade or better or a PP grade in post-secondary courses.

COLLEGE SPOTLIGHT

FVTC Aircraft Rescue & Firefighting (ARFF) Facility

The Appleton Post Crescent recently [featured](#) the partnership between Fox Valley Technical College (FVTC) and the Appleton International Airport, who plan to develop an Aircraft Rescue and Firefighting (ARFF) training facility with \$10.4 million in recent federal funding awarded by the U.S. Department of Transportation.

FVTC will work with the airport to provide training at the new facility for emergency responders, and the expansion is expected to benefit firefighters throughout the region after similar training facilities recently closed. The partnership between FVTC and the airport is another demonstration of how closely aligned Wisconsin's technical colleges are with local businesses and workforce development partners.

This complex partnership will undoubtedly benefit students and employers, as well as Appleton and the region, as the partners launch this new training facility.

SAVE THE DATE

What	When	Where
WTCS Common Ground Conference	October 24-25, 2018	Elkhart Lake
Fall Institute: Holistic Student Support Redesign	November 7-8, 2018	Wisconsin Dells
Achieving The Dream Conference	February 19-22, 2019	Long Beach, CA
WTCS Assessment Conference	March 7-8, 2019	Gateway Technical College
Holistic Student Support Consulting	September 2018 - July 2019	Remote Access

Objectives of the WTCS Student Success Center

- Refine data infrastructure, dissemination to drive student-focused, data-based decisions
- Establish communities of practice to broaden, accelerate use of proven, high-impact strategies
- Align state and national completion initiatives
- Leverage knowledge and experience through JFF Student Success Center Network