

Dual Credit Dashboard Manual

Contents

Dual Credit Dashboard Manual	1
Purpose	1
Dashboard Features.....	1
Dual Credit Prevalence Page.....	2
Prevalence Details Page	3
Dual Credit Credentials Page	4
Credentials Details Page	5
Dual Credit Transitions Page	6
Transitions Details Page	7
Dual Credit Outcomes Page.....	8
Business Rules	9
Frequently Asked Questions	11

Purpose

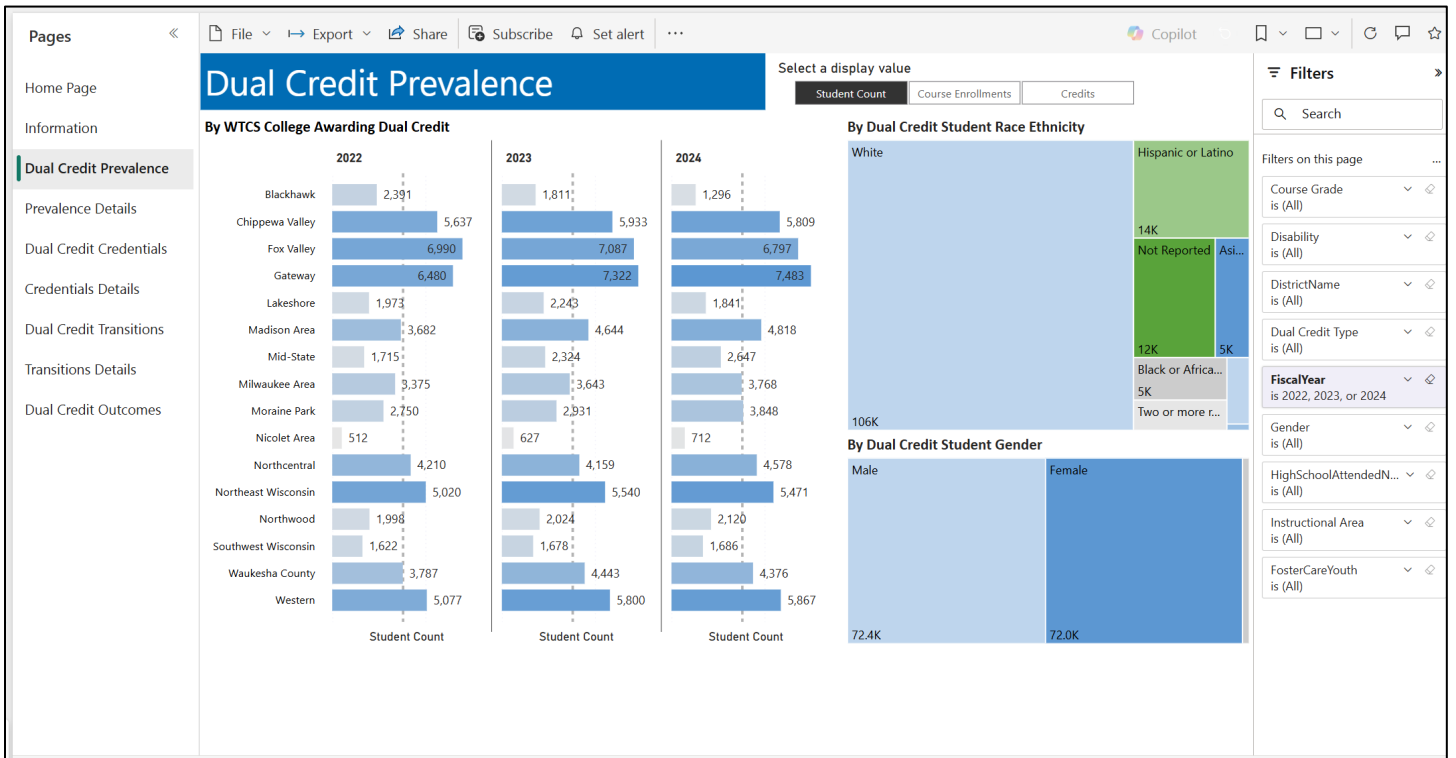
The Dual Credit Student Success Dashboard offers a summary of key performance indicators (KPIs) including prevalence, credentials, transitions, and post-secondary outcomes. It summarizes data by student populations (e.g., disability, economic disadvantage) to identify performance gaps. The dashboard also includes college benchmarking for sharing best practices within the WTCS community, promoting dual credit student success locally and statewide.

Dashboard Features

Across the dashboard, there are filters in the filter pane that will update all visuals on the page. If you select elements within a visual, the other visuals on the page will also filter for just that selected information.

Dual Credit Prevalence Page

- On this page, you can use the buttons at the top right to select that value you want displayed: dual enrollment student count, the number of dual credit course enrollments, or the number of dual credits.
- In the left bar plot, this shows the information broken out by college. The dashed line in this visual shows the average overall for all colleges and fiscal years that are displayed.
- In the top right treemap, this shows the information broken out by student race and ethnicity.
- In the bottom right treemap, this shows the information broken out by student gender.



Prevalence Details Page

- On this page, you can use the buttons at the top right to select that value you want displayed: dual enrollment student count, the number of dual credit course enrollments, or the number of dual credits.
- The matrices then show the information broken out by:
 - Dual Credit Course,
 - The high school the dual credit student attended,
 - High school graduation year,
 - And course letter grade.

Pages <<
 File Export Share Subscribe Set alert ...

Copilot
🔍
🏠
🔄
🗨️
🌟

Dual Credit Prevalence Details

Select a display value

Student Count
Course Enrollments
Credits

Filters

Filters on this visual

Value is (All)

Filters on this page

Course Grade is (All)

Disability is (All)

DistrictName is (All)

Dual Credit Type is (All)

FiscalYear is 2022, 2023, or 2024

Gender is (All)

HighSchoolAttendedN... is (All)

Instructional Area is (All)

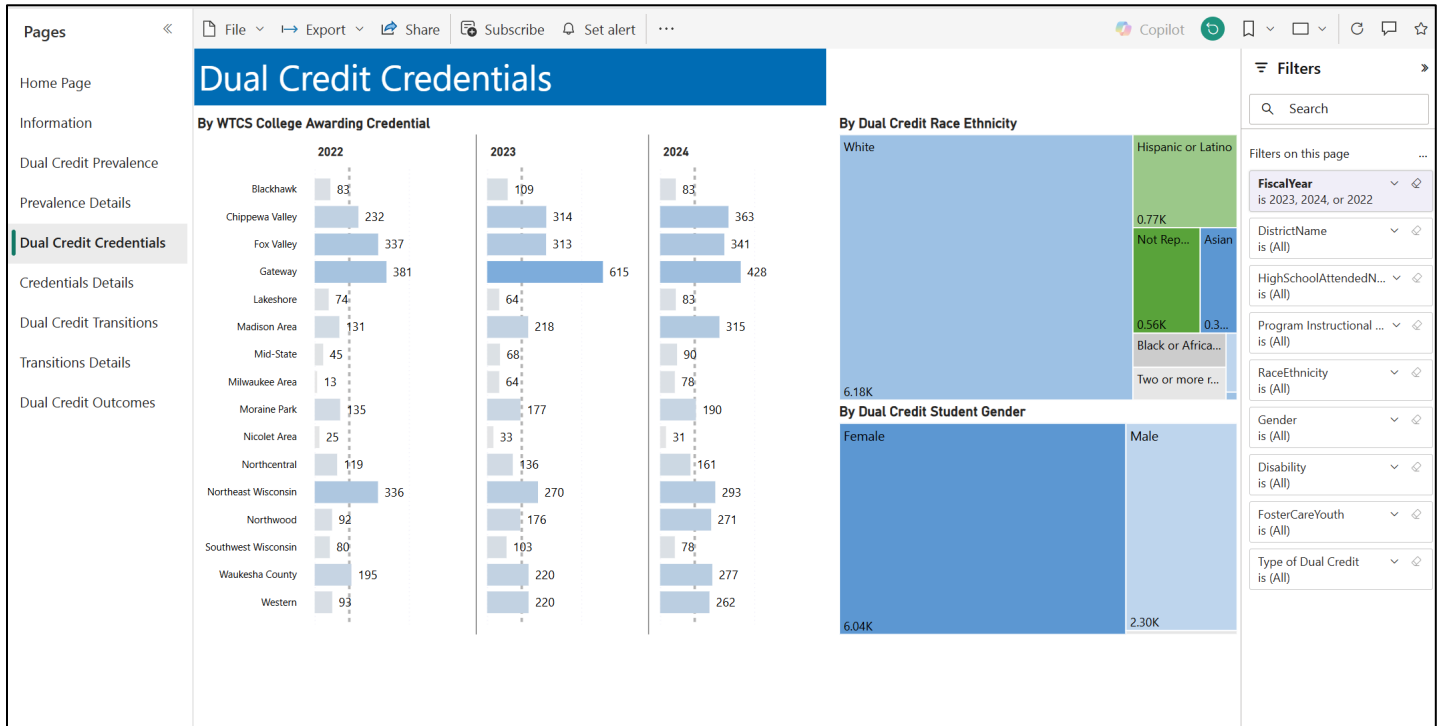
FosterCareYouth is (All)

By Dual Credit Course				By High School Attended				By High School Graduation Year			
Course	2022	2023	2024	HS Attended	2022	2023	2024	HS Grad Year	2022	2023	
10-001-104 - Greenhouse Systems			3.00	7 Rivers Community High School	21.00	9.00	20.00	2003		3.00	
10-001-107 - Plant and Soil Science		40.00		Abbotsford: Rural Virtual Academy	9.00		1.00	2004	1.00		
10-001-107 - Plant Biology for Horticulture	69.00	51.00		Abbotsford Christian Academy				2005	6.00	3.00	
10-001-109 - Urban Farming & Mrkt Gardening	39.00			Abbotsford Middle/senior High School	490.00	1,032.00	888.00	2006	5.00	3.00	
10-001-110 - Horticulture Introduction	711.00	648.00		Abundant Life Christian Acad				2007	3.00	3.00	
10-001-110 - HORTICULTURE-INTRO	162.00	66.00		Adams-Friendship High School	202.00	317.00	341.00	2008	3.00		
10-001-111 - Intro to Horticulture	168.00	260.00	234.00	Adams-Friendship: Alternative Ed School	40.00	174.00	194.00	2010	3.00		
10-001-111 - Introduction to Horticulture	501.00	672.00	915.00	Albany High School	41.00	52.00	15.00	2011	10.00		
10-001-115 - Culinary Plants - Fall	1.00			Algoma High School	605.00	804.00	719.00				
10-001-121 - HYDROPONIC GROWING & SYSTEMS	132.00	192.00	72.00	Alliance High School	3.00		3.00				
10-001-121 - Intro to Horticulture	586.00	558.00	604.00	Alma Center: Lincoln Junior/senior High School	290.00	639.00	687.00				
10-001-122 - HORTICULTURE LAB	279.00	270.00	299.00	Alma High School	122.00	190.00	178.00				
10-001-128 - HORTICULTURE MARKETING		3.00		Almond-Bancroft High School	19.00	36.00	44.00				
10-001-129 - Pesticide App Certification	1.00	2.00		Altoona High School	1,072.00	1,500.00	1,789.00				
10-001-130 - Landscape Plants Deciduous			3.00	Amery High School	459.00	314.00	528.00				
10-001-140 - LANDSCAPE DESIGN/INTRO	129.00			Anitgo Unified: Rural Virtual Academy	35.00	68.00	7.00				
10-001-142 - Vegetable Science	39.00	30.00	30.00	Anthony Acres Charter School	15.00	39.00	45.00				
10-001-143 - BEDDING PLANTS		3.00	3.00	Antigo Senior High School	1,531.00	1,488.00	1,085.00				
10-001-144 - Floral Design I/Commercial			54.00	Appleton Christian Sch							
10-001-146 - Sustainable Landscape	26.00	58.00	39.00	Appleton Eschool	1.00		3.00				
10-001-147 - Soils and Plant Nutrition	57.00	100.00	97.00	Appleton Technical Academy	37.00	154.00	168.00				
10-001-148 - PEOPLE, RESOURCES & BIOSPHERE	93.00	84.00	99.00	Appleton: Central Alternative	6.00		3.00				
10-001-148 - Plant Pests and Beneficials	48.00	53.00	36.00	Appleton: East Senior High School	1,453.00	1,698.00	2,026.00				
10-001-149 - Horticulture Events			3.00	Appleton: North	1,687.00	1,390.00	1,661.00				
10-001-151 - GREENHOUSE CROPS	249.00	225.00	141.00	Appleton: West Senior High School	1,365.00	913.00	1,316.00				
10-001-153 - Fruit Science			3.00	Aquinas Hi		251.00	407.00				
10-001-154 - Alternative Growing Methods			3.00	Arcadia High School	640.00	891.00	1,136.00				
10-001-158 - PLANT-WOODY ORNAMENTAL	18.00	24.00		Argyle High School	71.00	40.00	34.00				
10-001-158 - WOODY ORNAMENTAL PLANT ID			3.00								

Dual Credit Credentials Page

This page shows the number of credentials earned via dual credit prior to high school graduation.

- In the left bar plot, this shows the information broken out by college. The dashed line in this visual shows the average overall for all colleges and fiscal years that are displayed.
- In the top right treemap, this shows the information broken out by student race and ethnicity.
- In the bottom right treemap, this shows the information broken out by student gender.



Credentials Details Page

This page shows the number of credentials earned via dual credit prior to high school graduation. There are two matrices. The left one summarizes the data by the credential/program that was awarded, and the right one summarizes the data by the high school the student attended.

Pages
File Export Share Subscribe Set alert
Copilot

Home Page

Information

Dual Credit Prevalence

Prevalence Details

Dual Credit Credentials

Credentials Details

Dual Credit Transitions

Transitions Details

Dual Credit Outcomes

Dual Credit Credentials Details

By WTCS Credential Awarded

Program	2022	2023	2024
10-102-3 - Business Management			35
10-152-1 - IT - Software Developer			
10-152-7 - IT-Web & Software Developer			
10-154-3 - IT - Computer Support Specialist			
10-196-1 - Leadership Development			
10-504-5 - Criminal Justice Studies			
10-550-1 - Substance Use Disorder Counseling			
10-620-1 - Electromechanical Technology			
10-662-1 - Electrical Engineering Technology			
10-664-1 - Automation Systems Technology			
20-800-1 - Liberal Arts - Associate Of Arts			
20-800-2 - Liberal Arts - Associate Of Science	29	27	53
30-007-1 - Biotechnology Laboratory Support Assistant			
30-070-1 - Agricultural Service Technician			
30-101-3 - Bookkeeper			
30-101-4 - Billing and Posting Clerk			
30-101-5 - Quickbooks Specialist			12
30-102-4 - Customer Service Specialist			
30-102-5 - Business Generalist		38	58
30-104-8 - Marketing - Digital Marketing Promotions			
30-106-6 - Microsoft Office			
30-106-8 - Customer Relationship Professional			
30-109-2 - Hospitality Foundations			
30-114-1 - Financial Services Customer Representative			
30-150-4 - IT - Network Technician			
30-152-4 - IT - Web Development Specialist			
30-152-5 - IT - Software Development Specialist	22	17	16
30-152-7 - IT - Junior Developer			
30-154-1 - IT - Help Desk			

By High School Attended

HS Attended	2022	2023	2024
7 Rivers Community High School			
Abbotsford Middle/senior High School			
Adams-Friendship High School			
Adams-Friendship: Alternative Ed School			
Albany High School			
Algoma High School		11	
Alma Center: Lincoln Junior/senior High School			
Alma High School			
Almond-Bancroft High School			
Altoona High School	22	22	30
Amery High School			
Anthony Acres Charter School			
Antigo Senior High School			10
Appleton Technical Academy			
Appleton: East Senior High School	14		18
Appleton: North			20
Appleton: West Senior High School	15	18	8
Arcadia High School			11
Argyle High School			
Arrowhead High School			
Ashland High School			17
Ashwaubenon High School	18	13	15
Assumption HI			
Athens High School			
Auburndale High School			
Augusta High School			
Baldwin-Woodville High School			
Bangor High School			
Baraboo Senior High School			

Filters

Search

Filters on this page

FiscalYear
is 2023, 2024, or 2022

DistrictName
is (All)

HighSchoolAttendedN...
is (All)

Program Instructional ...
is (All)

RaceEthnicity
is (All)

Gender
is (All)

Disability
is (All)

FosterCareYouth
is (All)

Dual Credit Type
is (All)

Type of Dual Credit
is (All)

Dual Credit Transitions Page

On this page, you can select one or multiple high school graduations years. The page will then update to display:

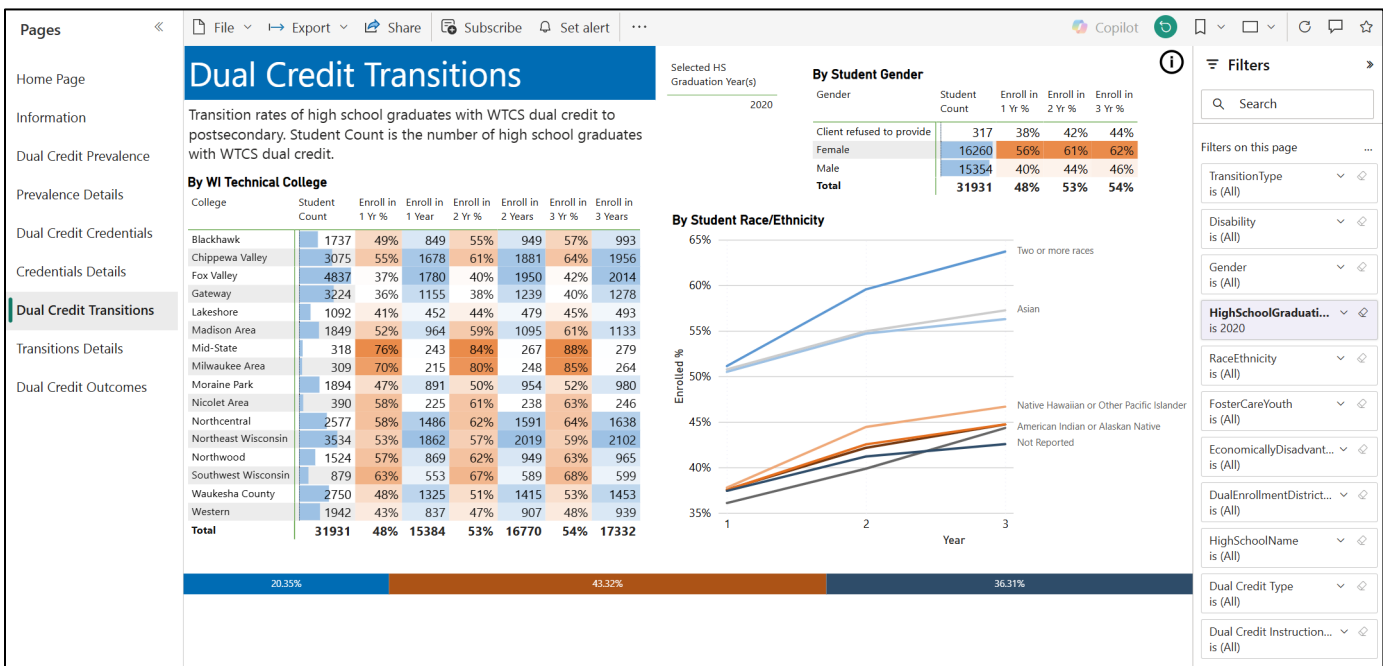
- **Student count:** the number of graduating high school students in the selected year(s) with WTCS dual credit.
- The percentage and count of these students who then enroll in postsecondary education in 1 year following high school graduation, 2 years following high school graduation and 3 years following high school graduation.
 - When no additional filters are selected, this information is for the students enrolling in any post-secondary institution. You can then use the 'Transition Type' filter to just display the information for:
 - **Outside WTCS:** students who transition to an institution outside of the WTCS
 - **Dual Credit WTCS:** students who transition to the WI Technical College that they received dual credit from
 - **Other WTCS:** students who transition to a different WI Technical College than the college that they received dual credit from
 - **No Transition:** students who do not transition to any post-secondary institution

In the matrix on the left, this displays the information by the WI Technical College that the high school graduates received dual credit from.

In the matrix on the top right, this displays the information by student gender.

In the line graph on the bottom right, this displays the information by student race and ethnicity.

The bottom bar graph then shows an overall summary of the percent of students in each Transition Type.



Transitions Details Page

This page displays the same information, broken out by the postsecondary institution a student transitions to (top left), the WTCS program they enroll in – for students who transition to a WI Technical college (bottom left), and the high school the student attended (right). Again, you can filter this page by Transition Type.

Pages <<
File Export Share Subscribe Set alert
Copilot
Filters

Dual Credit Transitions Details

By Postsecondary Institution

Postsecondary Institution	Student Count	Enroll in 1 Year	Enroll in 2 Years	Enroll in 3 Years
UNIVERSITY OF WISCONSIN - MADISON	1159	942	1073	1159
UNIVERSITY OF WISCONSIN - EAU CLAIRE	987	798	929	987
UNIVERSITY OF WISCONSIN - LA CROSSE	951	789	908	951
UNIVERSITY OF WISCONSIN - STEVENS POINT	928	753	882	928
UNIVERSITY OF WISCONSIN - MILWAUKEE	897	602	781	897
UNIVERSITY OF WISCONSIN - GREEN BAY	879	626	770	879
Fox Valley Technical College	864	686	815	864
Northeast Wisconsin Technical College	828	658	767	828
Madison Area Technical College	801	627	746	801
Total	17332	15384	16770	17332

By WTCS Program

Program	Student Count	Enroll in 1 Year	Enroll in 2 Years	Enroll in 3 Years
10-543-1 - Nursing - Associate Degree	685	441	601	685
30-543-1 - Nursing Assistant	621	374	546	621
20-800-2 - Liberal Arts - Associate Of Science	516	361	475	516
10-102-3 - Business Management	510	344	457	510
20-800-1 - Liberal Arts - Associate Of Arts	324	202	272	324
10-504-5 - Criminal Justice Studies	263	211	247	263
30-531-3 - Emergency Medical Technician	225	123	192	225
31-442-1 - Welding	219	167	200	219
10-307-1 - Early Childhood Education	190	131	168	190
10-101-1 - Accounting	163	115	146	163
Total	5902	4310	5398	5902

Selected HS Graduation Year(s)
2020

By High School Attended

High School	Student Count	Enroll in 1 Yr %	Enroll in 2 Yr %	Enroll in 3 Yr %
Green Bay: Preble Senior High School	478	51%	56%	58%
Depere High School	397	47%	50%	50%
Appleton: North	375	29%	33%	33%
Appleton: East Senior High School	368	35%	37%	39%
Janesville: Craig Senior High School	339	60%	66%	69%
Chippewa Falls Senior High School	333	52%	60%	64%
Neenah High School	324	34%	41%	42%
Eau Claire: Memorial Senior High School	322	59%	68%	70%
Kaukauna High School	314	39%	41%	43%
Eau Claire: North Senior High School	311	46%	52%	55%
Hamilton High School	305	52%	57%	58%
Holmen High School	282	47%	50%	52%
Hudson Senior High School	281	69%	77%	78%
Oconomowoc Senior High School	278	31%	34%	37%
Oshkosh: West High School	277	37%	40%	43%
Green Bay: Southwest Senior High School	276	55%	59%	63%
Beloit: Memorial High School	272	37%	40%	42%
Janesville: Parker Senior High School	270	49%	54%	58%
Hortonville High School	269	55%	58%	59%
Kimberly Senior High School	268	44%	49%	50%
Kenosha: Indian Trail High School & Academy	267	42%	45%	46%
Lake Geneva: Badger High School	267	35%	38%	39%
D.C. Everest High School	260	65%	69%	70%
Oshkosh: North High School	257	37%	40%	42%
Total	31931	48%	53%	54%

Filters

Search

Filters on this page

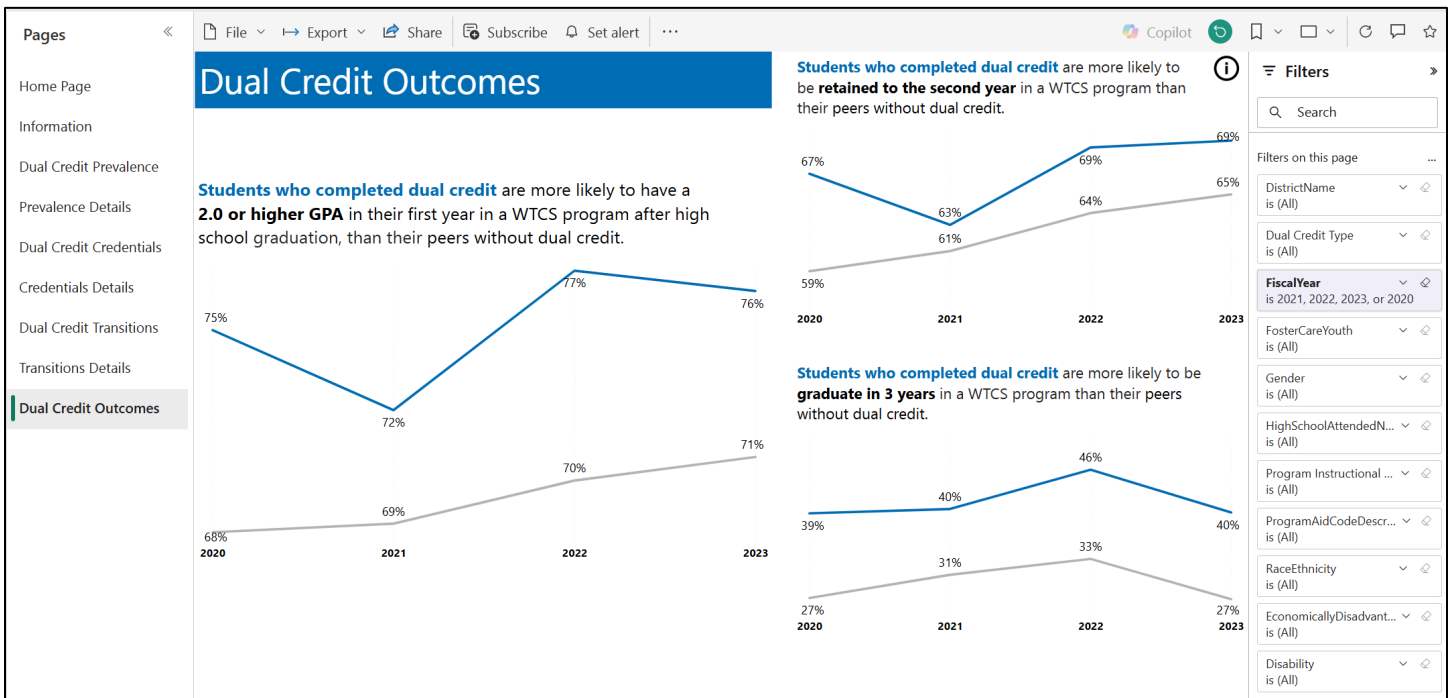
- Dual Credit Instruction... is (All)
- Dual Credit Type is (All)
- Dual Enrollment District... is (All)
- High School Graduated... is 2020**
- High School Name is (All)
- Gender is (All)
- Economically Disadvantaged... is (All)
- Foster Care/Youth is (All)
- Disability is (All)
- Transition Type is (All)
- Race/Ethnicity is (All)

Dual Credit Outcomes Page

This page displays three success metrics for students who directly enroll in a WTCS program within one year from their high school graduation. Students represented by the blue lines completed WTCS dual credit. Students represented by the gray lines did not complete WTCS dual credit. The three success metrics are:

- The percentage of students with a 2.0 GPA or higher in their first year of their WTCS program (left)
- The percentage of students who are retained (or graduated) to the second year of their WTCS program (top right)
- The percentage of students you graduate from their WTCS program within three years (bottom right)

For full definition information, please see the [Business Rules](#).



Business Rules

The WTCS Dual Credit Dashboard incorporates data reported through the WTCS Client Reporting System. In addition, data from the National Student Clearinghouse is incorporated into the *Dual Credit Transitions* dashboard page to assess transitions to college after high school graduation outside of the WTCS. Users of the dashboard are encouraged to view the [WTCS Client Reporting Manual](#) to understand definitions of reported data elements such as *Economically Disadvantaged*. Further, users of the dashboard are encouraged to have local discussions with staff to better understand local data collection and reporting processes. Understanding these processes may provide insight into data quality challenges that could be addressed to strengthen data integrity.

The dashboard definition of “dual credit” is the same definition used in WTCS Outcome Based Funding. For a course to be classified as dual credit, the course must:

- Be reported with one of the following Recognized Credit Codes: Advanced Standing (1A/1B), 9C Start College Now, Transcribed Credit (8A/8B), 9B Youth Apprenticeship, 9H 38.14 Contract, 9K Course Options (for historical data)
- Be reported with a Course Aid Code in 10-Associate, 20-Liberal Arts, 30-Shortterm Tech, 31-One-year Tech, 32-Two-year Tech, and 50-Apprentice (all program-level courses)

In addition, the student reported in a dual credit course must:

- Be reported in either a Public or Private high school
- Be reported with any High School Last Attended except those starting with 9999 i.e., GED, HSED, etc.

Be reported with a Highest Grade Completed of 8-12 or 99/Unknown

Indicator	Definition/Calculation	Notes
Student Headcount	The unduplicated count of students enrolled in WTCS dual credit courses	Data Source: Client Reporting System
Course Enrollments	The count of course enrollments in WTCS dual credit courses	Data Source: Client Reporting System
Course Credits	The count of course credits associated with WTCS dual credit course enrollments	Data Source: Client Reporting System
Graduate Count	The unduplicated count of high school students who enrolled in WTCS dual credit and earned a WTCS approved credential prior to high school graduation	Year of High School Graduation is used to determine when a student graduates from high school. If a dual credit student is reported with a Year of High School Graduation of 2022, then the WTCS approved credential must be awarded in fiscal year 2022 or earlier. WTCS approved credentials include all credentials accepted in Client Reporting. Data Source: Client Reporting System

Indicator	Definition/Calculation	Notes
Credentials Awarded	The count of WTCS approved credentials awarded to WTCS dual credit students prior to high school graduation	Year of High School Graduation is used to determine when a student graduates from high school. If a dual credit student is reported with a Year of High School Graduation of 2022, then the WTCS approved credential must be awarded in fiscal year 2022 or earlier. WTCS approved credentials include all credentials accepted in Client Reporting. Data Source: Client Reporting System
High School Graduate Count with Dual Credit	The unduplicated count of high school graduates who enrolled in WTCS dual credit prior to high school graduation	Year of High School Graduation is used to determine when a student graduates from high school. If a student is reported with a Year of High School Graduation of 2022, then WTCS dual credit must be reported in fiscal year 2022 or earlier. Data Source: Client Reporting System
% Enroll in X Years	Denominator: The high school graduate count with dual credit for a high school graduation year Numerator: Of those in the denominator, the number who enroll in college in the WTCS or outside the WTCS within 1 year of high school graduation, within 2 years of high school graduation, or within 3 years of high school graduation	Enrollment in college is assessed on a fiscal year basis. For example, if a WTCS dual credit student is reported with a Year of High School Graduation of 2022, then 1-year transitions will assess college enrollment for fiscal year 2023 and 2-year transitions will assess college enrollment for fiscal year 2023 or 2024. College enrollment includes enrollment in the WTCS or enrollment verified through a data match in the National Student Clearinghouse System with an enrollment begin date within the assessed fiscal year. Data Source: Client Reporting System and National Student Clearinghouse System
1st Year GPA in a WTCS Program	Cumulative GPA across courses that include course aid codes 10-Associate, 20- Liberal Arts, 30-Shortterm Tech, 31-One-year Tech, 32-Two-year Tech, and 50-Apprentice that have a course grade of A, A-, AB, B+, B, B-, BC, C+, C, C-, CD, D+, D, D-, DF, or F	Includes students who direct enroll into a WTCS approved credential within one year of high school graduation. Year of High School Graduation is used to determine when a student graduates from high school. Data Source: Client Reporting System
2nd Year Retention in a WTCS Program	Denominator: Number of program students who were enrolled in an FTE generating course during fiscal year 20XX Numerator: Of those in the denominator, the number of program students who completed the same program in any of the fiscal years assessed (20XX and 20XX+1) or were reported in the same program and enrolled in an FTE generating course during fiscal year 20XX+1	Includes students who direct enroll into a WTCS approved credential within one year of high school graduation. Year of High School Graduation is used to determine when a student graduates from high school. Data Source: Client Reporting System

Indicator	Definition/Calculation	Notes
3rd Year Completion in a WTCS Program	Denominator: Number of program students who were enrolled in an FTE generating course during fiscal year 20XX Numerator: Of those in the denominator, the number of program students who graduated from the same program in any of the fiscal years assessed (20XX, 20XX+1, and 20XX+2)	Includes students who direct enroll into a WTCS approved credential within one year of high school graduation. Year of High School Graduation is used to determine when a student graduates from high school. Data Source: Client Reporting System

Frequently Asked Questions

What timeframe does a fiscal year cover?

Fiscal year is a term that is presented throughout the dashboard pages. A fiscal year generally encompasses one set of summer, fall, and spring terms. For example, fiscal year 2022 is July 1, 2021 through June 30, 2022, which includes Summer 2021, Fall 2021, and Spring 2022.

How is data accounted for if a student attended multiple high schools in one year and enrolled in multiple dual credit courses at each high school?

Data related to the high school a student attends is captured through the High School Attended field in Client Reporting. A student enrolled in dual credit who is reported by a WTCS college can be reported with one high school attended. As described in the [WTCS Client Reporting Manual](#), colleges should report the most recent high school attended by the college.

On the Dual Credit Prevalence page, there is a “Select a display value” button. Based on the button selection, presented data will include course enrollments, course credits, and student headcount. What are the differences between these three?

Each of these options relate to participation in dual credit courses. Course enrollments will present the number of dual credit courses enrolled. Course credits will present the number of credits associated with dual credit course enrollment. Student headcount will present the unduplicated number of students enrolled in dual credit courses.

Sometimes our college will process program graduations late. We may have students who completed the Nursing Assistant technical diploma in the spring semester, but it isn’t processed and reported until the following summer semester. How will this impact the data presented on the Dual Credit Credentials page?

The Dual Credit Credentials page provides the number of WTCS approved credentials awarded to high school dual credit students prior to high school graduation. If a dual credit student has a high school graduation year of 2020, and a credential for the student isn’t processed and reported until the 2021 fiscal year, then the credential will not populate on the Dual Credit Credentials page. In this example, the awarded credential must be reported in fiscal year 2020 or earlier.

Our college has not consistently reported the Year of High School Graduation data element in Client Reporting. How will this impact the data presented on the dashboard?

As described in the [WTCS Client Reporting Manual](#), the Year of High School Graduation is the year that the student graduated or will graduate from high school. There are multiple filters on the dashboard for high school graduation year. If a student is not reported with a Year of High School Graduation, then they will not populate on the dashboard when that high school graduation year is selected in a filter. This is especially impactful on the Dual Credit Transitions page, which isolates a group of dual credit students based on high school graduation year and tracks them three years out to assess transitions into postsecondary education.

On the Dual Credit Transitions page, are the students who enroll in postsecondary the 1st year after high school graduation counted in the 2nd and 3rd year out counts?

Yes. As presented in the below image from the dashboard, there were 1,737 dual credit students with a high school graduation year of 2020. 49% of this population enrolled in postsecondary education within one year i.e., the 2021 fiscal year. 55% of the population enrolled in postsecondary education within 2 years i.e., through the 2022 fiscal year. 57% of the population enrolled in postsecondary education within 3 years i.e., through the 2023 fiscal year.

College	Student Count	Enroll in 1 Yr %	Enroll in 1 Year	Enroll in 2 Yr %	Enroll in 2 Years	Enroll in 3 Yr %	Enroll in 3 Years
Blackhawk	1737	49%	849	55%	949	57%	993

How much time is required to fully assess transitions on the Dual Credit Transitions page?

Allow three fiscal years of Client Reporting data after a high school graduation year to fully assess three-year dual credit transitions. For example, the 2018 high school graduation year will require Client Reporting data for fiscal years 2019, 2020, and 2021 to fully assess three-year, dual credit transitions.

If a high school graduate with dual credit transitions to two separate colleges after high school graduation, how are they presented on the Dual Credit Transitions page?

If a student with dual credit transitions to two separate colleges after high school graduation, they will not be duplicated in the overall transition rate metrics. But when the data is disaggregated by college enrolled after high school graduation, the student will populate for each college they transition to. For example, if a student enrolls at Northeast Wisconsin Technical College and UW-Green Bay, the student will be counted only once for a transition to college but will populate for each of the two colleges in the “By Postsecondary Institution” visual on the ‘Dual Credit Transitions Details’ Page. This same concept applies to students who transition into multiple WTCS programs after high school graduation (“By WTCS Program” visual).